

8

7

6

5

4

3

2

1

ITEM #	PART NUMBER	CONFIGURATION	DESCRIPTION	MATERIAL	QTY
1	AS-1090-02	X04	Patch Rack Hardware Assembly		1

F

F

E

E

D

D

C


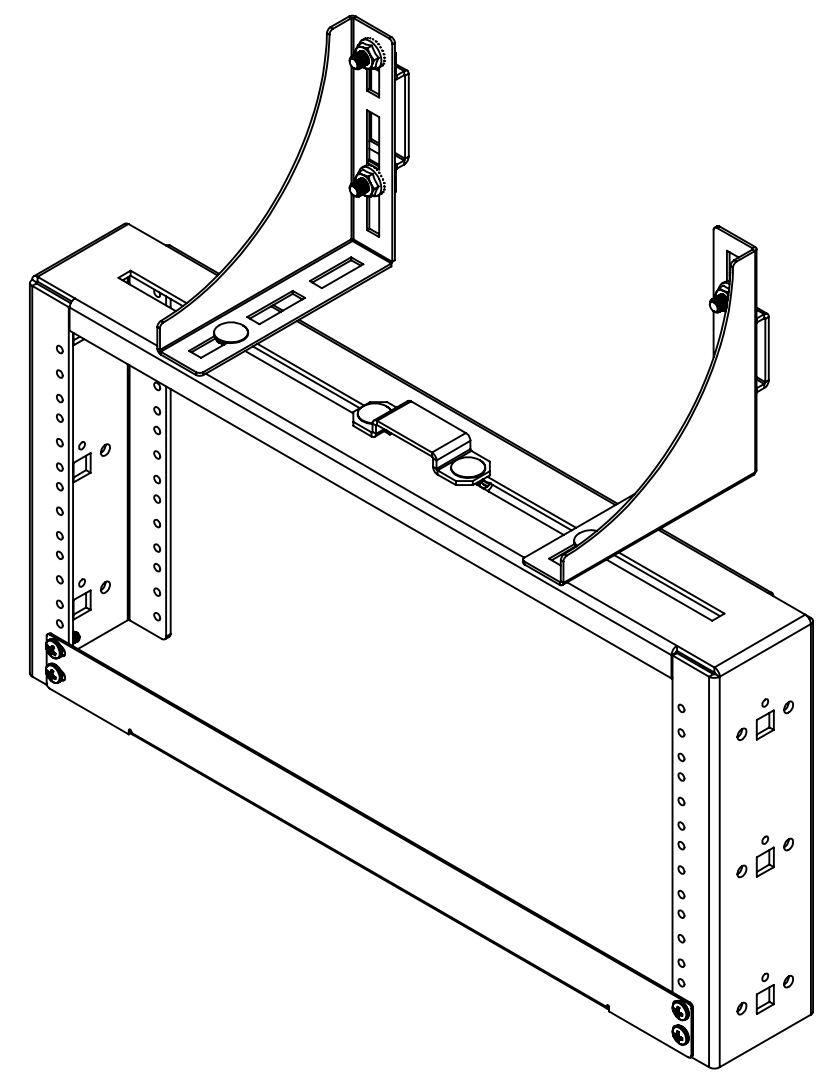
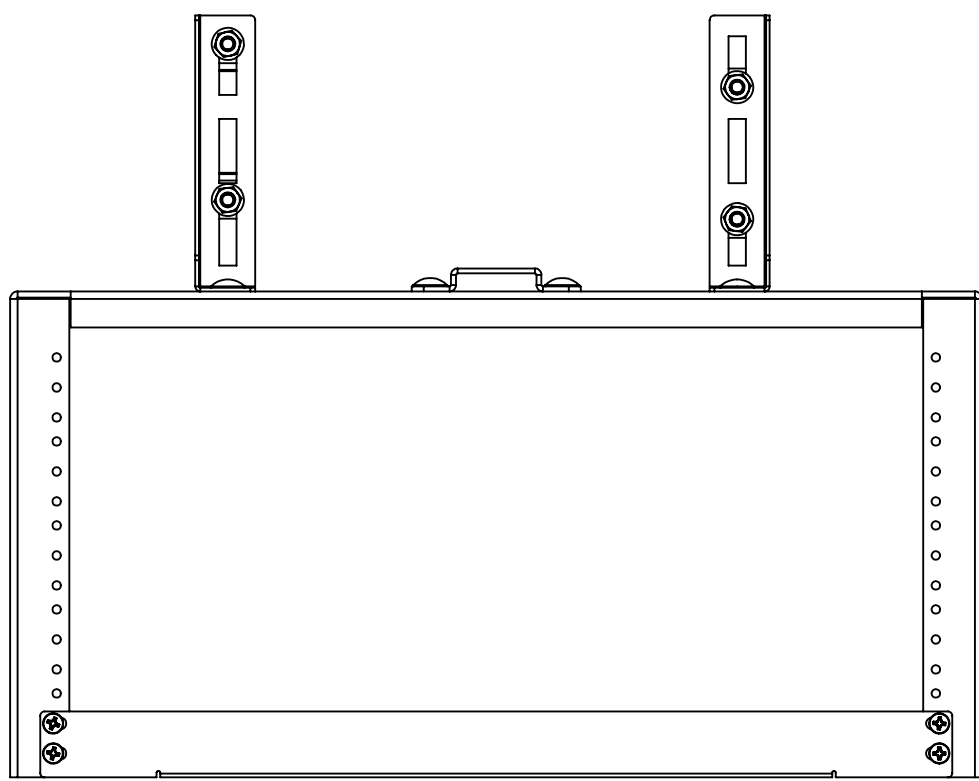
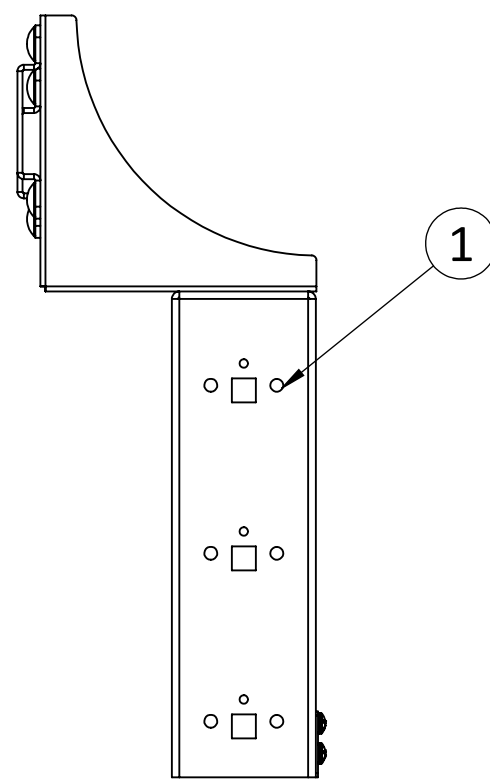
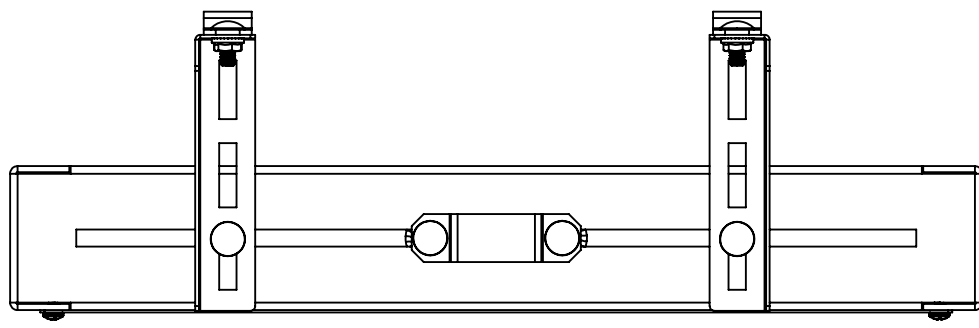
C

B

B

A

A



SERIES/FAMILY NUMBER: <b>RXL-1090</b>		CONFIGURATION (SEE TABLE DETAILS/"X" DENOTES COLOR): <b>X04</b>		COMMENTS/FOLDER PATH:	
DESCRIPTION: <b>RXL-1090 Patch Rack</b>		UNLESS OTHERWISE SPECIFIED: DIMENSIONS ARE IN INCHES TOLERANCES: ±0.03 FRACTIONAL: ±1/32 ANGULAR: ±1° TWO PLACE DECIMAL ±0.03 THREE PLACE DECIMAL ±0.030		MATERIAL:  FINISH: <b>PAINT</b>	FULL PART NUMBER: <b>RXL-1090-X04</b> DRAWN BY: Jackson Chong DRAWN DATE: 7/2/2018
REVISION <b>B</b>	DATE <b>7/26/2018</b>	REVISION DESCRIPTION: <b>Slots Changed to fit 2in. String also</b>		WEIGHT: <b>8.49lbs.</b>	SURFACE AREA: <b>601.36in.<sup>2</sup></b> DO NOT SCALE DRAWING Scale: 1:4 DRAWING SIZE: <b>B</b> SHEET 1 OF 2

8

7

6

5

4

3

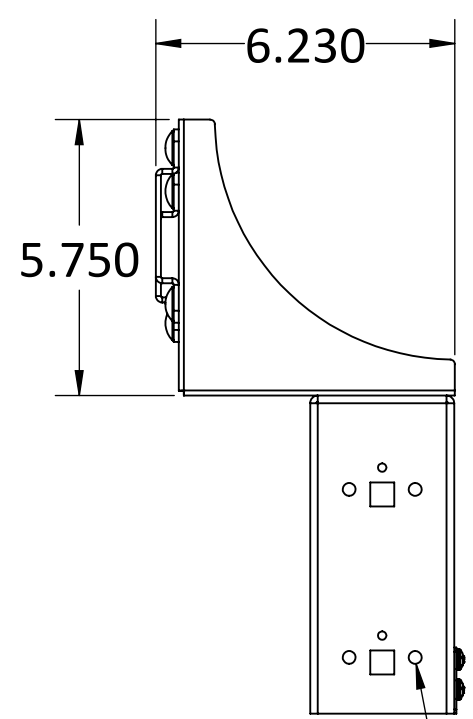
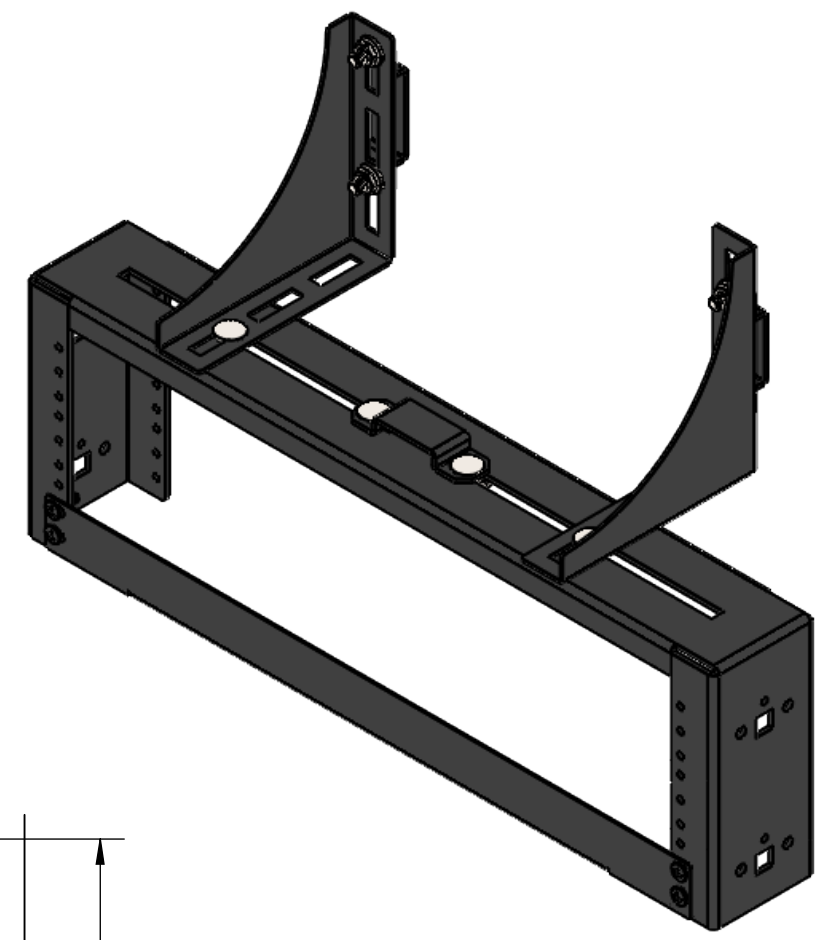
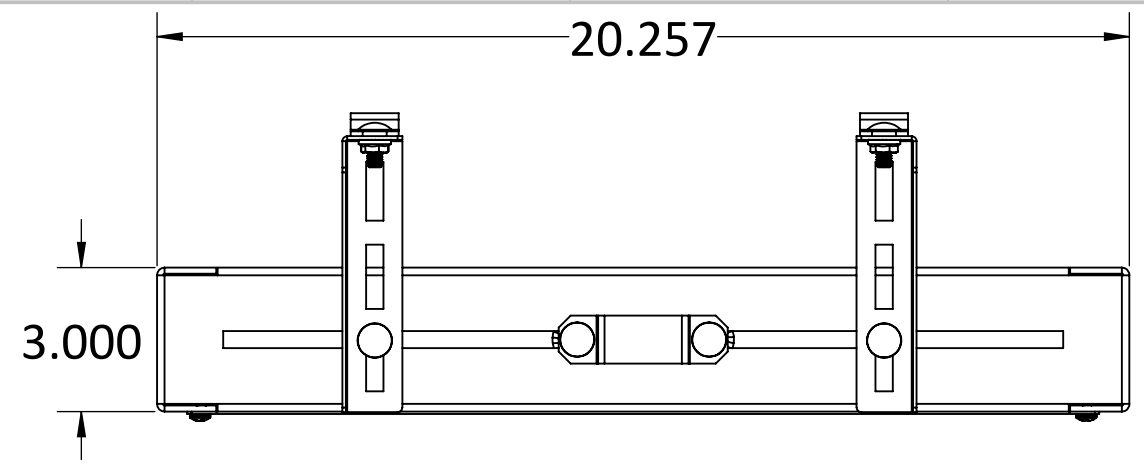
2

1

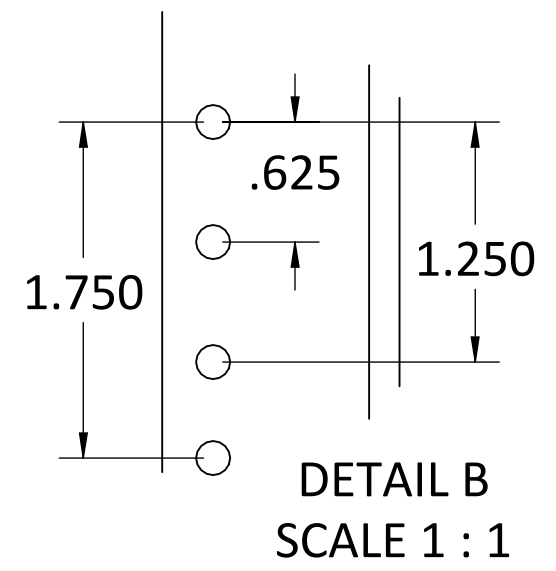
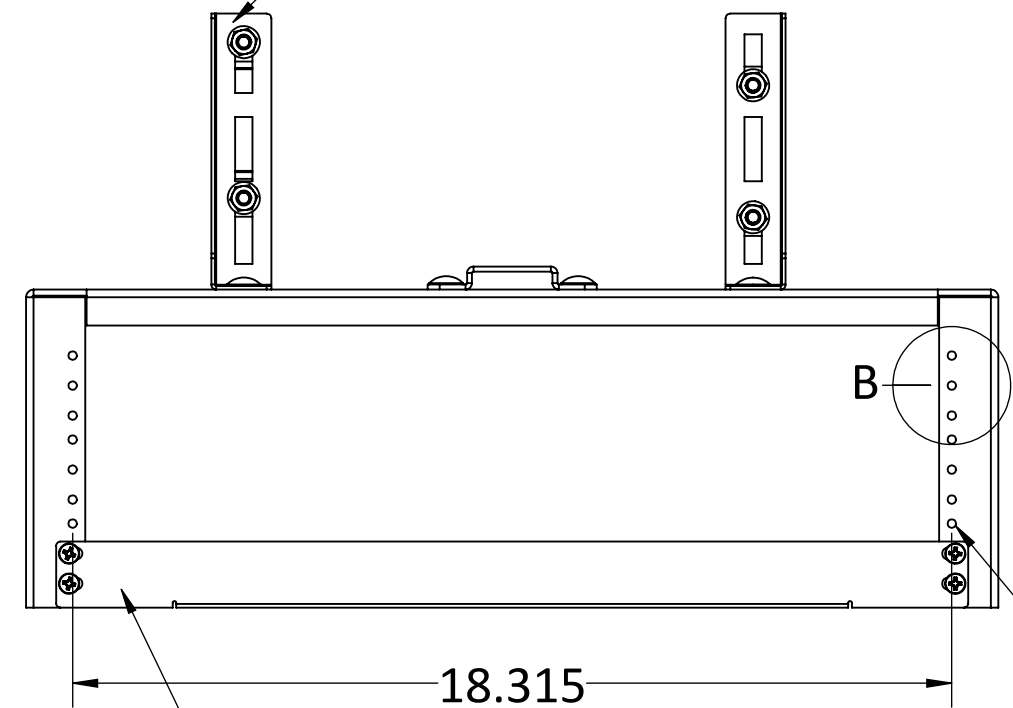
8 7 6 5 4 3 2 1

F  
E  
D  
C  
B  
A

F  
E  
D  
C  
B  
A



Mounting + Stringer Brackets




DETAIL B  
SCALE 1 : 1

#12-24 Threaded Holes

Cable Ring  
Accessory Holes

Bottom Filler Panel



SERIES/FAMILY NUMBER: <b>RXL-1090</b>		CONFIGURATION (SEE TABLE DETAILS/"X" DENOTES COLOR): <b>X02</b>		COMMENTS/FOLDER PATH:	
DESCRIPTION: RXL-1090 Patch Rack		UNLESS OTHERWISE SPECIFIED: DIMENSIONS ARE IN INCHES TOLERANCES: ±0.03 FRACTIONAL: ±1/32 ANGULAR: ±1°		MATERIAL:	FULL PART NUMBER: RXL-1090-X02
REVISION <b>B</b>	DATE <b>7/26/2018</b>	REVISION DESCRIPTION: Slots Changed to fit 2in. String also		FINISH: <b>PAINT</b>	DRAWN BY: Jackson Chong
				WEIGHT: 7.24lbs.	DRAWN DATE: 7/2/2018
				SURFACE AREA: 527.62in. <sup>2</sup>	DO NOT SCALE DRAWING Scale: 1:4
					DRAWING SIZE: <b>B</b> SHEET 2 OF 2

8 7 6 5 4 3 2 1